

REV.	DESCRIPTION	DRAWN	CHECKED	APPROVED
A	NEW RELEASE	LJH 09/29/05'	~	LJH 09/29/05'
B	ADD P/N CODE	YCH 12/02/13'	~	

NOTES:

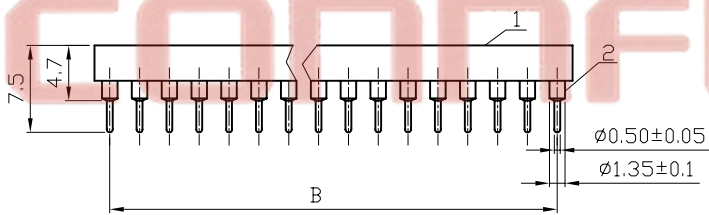
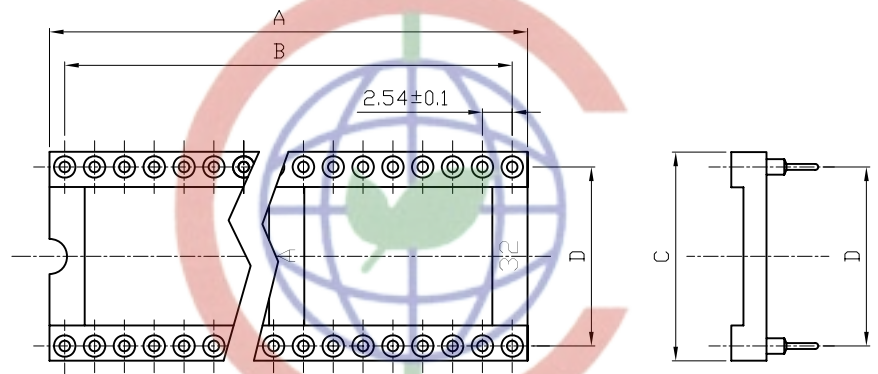
1. SPECIFICATIONS:

- 1.1 CONTACT RESISTANCE: 20mΩ Max.
- 1.2 DIELECTRIC WITHSTANDING VOLTAGE: 500V AC FOR 1 MINUTE.
- 1.3 INSULATION RESISTANCE: 1000MΩ Min.
- 1.4 OPERATING TEMPERATURE: -40°C~+105°C.
- 1.5 MALE PIN RANGE:  $\phi 0.381\sim 0.635$ .
- 1.6 CURRENT RATING: 3A Per Pin Max.

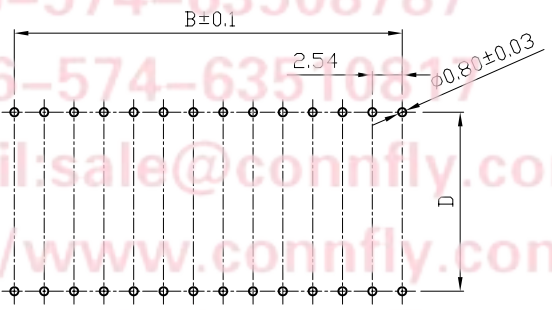
2. PRODUCT NUMBER CODE:

DS1001-01 - X X X X X X X - XX X

- PACKING TYPE  $\oplus$   
A: TUBE + PLASTIC NAIL  
B: TUBE + RUBBER
- CLIP TYPE  
JK: IMPORT  
GC: DOMESTIC
- CENTRAL SUPPORT  
S: W/ CENTRAL SUPPORT  
X: W/o CENTRAL SUPPORT
- CLIP PLATING  
F6: Full 3u" gold  
T1: Full Tin  
7: Full 30u" gold
- HOUSING MATERIAL  
S: PBT
- WIDTH  
N: 7.62mm(06-24P)  
W: 15.24mm(24-40P)
- PIN PLATING  
T1: Full Tin  
8: Full GOLD FLASH
- CLIP TYPE  
B: 4 FINGERS
- No.OF CONTACTS  
06 08 12 14 16 18  
20 24 28 32 40



Positions	Dimension			
	A±0.5	B±0.3	C	D±0.2
06	7.62	5.08	10.16	7.62
08	10.16	7.62	10.16	7.62
14	17.78	15.24	10.16	7.62
16	20.32	17.78	10.16	7.62
18	22.86	20.32	10.16	7.62
20	25.40	22.86	10.16	7.62
24	30.48	27.94	10.16	7.62
28	35.56	33.02	10.16	7.62
24	30.48	27.94	17.78	15.24
28	35.56	33.02	17.78	15.24
32	40.64	38.10	17.78	15.24
40	50.80	48.26	17.78	15.24



RECOMMENDED PCB LAYOUT(TOLERANCE=±0.05)

GENERAL TOLERANCE		ANGLE TOLERANCE	
X.	±0.60	X.	±5°
.X	±0.38	.X	±3°
.XX	±0.25	.XX	±2°

PROJECTION		TITLE	2.54mm IC SOCKET(Machine Pin) Vertical Through Type
UNITS	mm	SHEET SIZE	A4
SHEET SIZE	A4	SERIES	DS1001-01 SERIES

2	CONTACT	COPPER ALLOY	GOLD OR TIN PLATED	DRAWING TYPE	CUSTOMER		
1	HOUSING	THERMOPLASTIC	UL 94 V-0	SCALE	1:1	SHEET	1 OF 1
ITEM	PART NAME	PART NO.	MATERILAS	FINISHED	DRAWING NO.	C-DS1001-01-XXXXXX-XXX-B	

晨翔电子有限公司  
CONNFLY® CONNFLY ELECTRONIC CO., LTD

Tel:86-574-63508787  
Fax:86-574-63510817  
E-mail:sale@connfly.com  
http://www.connfly.com  
Add:East Industry Zone KuangYan  
Town Cixi Ningbo China